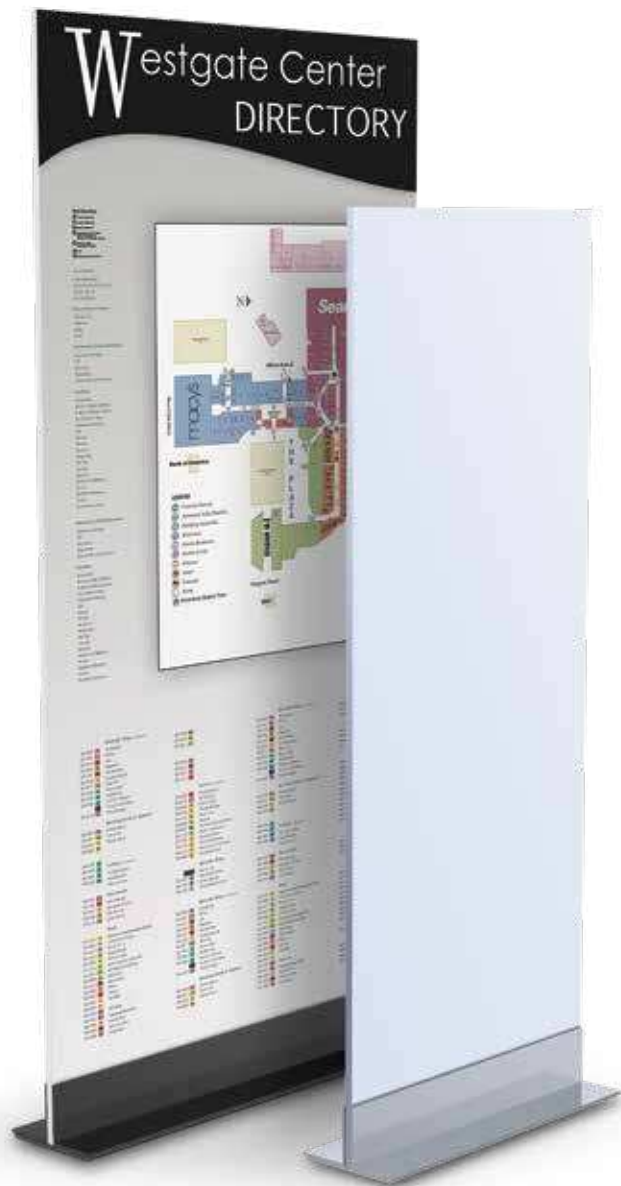


# Double JL Mounts™

Heavy and Stable,  
suitable for high traffic areas.



Accepts 1/2" thick graphics

- 4" High, 7-3/4" front to back
- Sits flat on any surface
- Features welded construction
- All metal, extremely solid
- Great for lobbies, tradeshow floors, malls, etc.

Ships Fully Assembled

## Double JL Mounts™

LL14	14" L	12-3/4 lbs.
LL24	24" L	21-3/4 lbs.
LL36	36" L	32-1/2 lbs.
LL48	48" L	43-3/4 lbs.
LL60	60" L	54 lbs.


-S Satin Silver    -B Matte Black

Custom  
Models Available.



Also see  
CounterTop Models  
page 82.

↓  
For Rigid Media  
1/2" thick.  
↑




Both the satin silver and matte black powder coat finishes feature fine textures, designed to withstand high traffic areas.

# CounterTop SignHolders

## Double **JL**Mounts™

Heavy steel with 1/4" graphic slots.  
1" high, 4" deep, powder coated.  
Floor Double LL's on pg. 174.  
Polybagged, Bulk packed.



Simply insert graphic  
4" deep, 1" high.

Model	Length	Model	Length
<b>LLT85</b>	8-1/2"	<b>LLT17</b>	17"
<b>LLT11</b>	11"	<b>LLT24</b>	24"
<b>LLT14</b>	14"	<b>LLT30</b>	30"

-S Satin Silver -B Matte Black

## **SUPER CLICK** Mounts™

Aluminum extruded shapes.  
Snap open to hold graphics from  
1/32" to 3/16" thick. Smart satin finishes.  
Polybagged, Bulk packed.



Simple open & close design  
3-1/4" deep, 1" high.

**IMPRINTABLE**

Model	Length	Model	Length
<b>SCM35</b>	3-1/2"	<b>SCM85</b>	8-1/2"
<b>SCM55</b>	5-1/2"	<b>SCM11</b>	11"
<b>SCM7</b>	7"	<b>SCM14</b>	14"

-S Satin Silver -B Matte Black

## **Mini** **Mightee**™

Steel base holds rigid graphics  
up to 3/16" thick. 12" long.  
Floor MighteeMounts on pg. 172.  
Polybagged, Bulk packed.



Simple two screw connection  
3-3/4" deep, 1-5/8" high.

Model	Length	Wt.
<b>MM12</b>	12"	1-1/2 lbs.

-S Satin Silver -B Matte Black

Small displays can deliver **BIG** results!