

Adjustable Double JL Mounts™

Adjustable > Accepts 3/8" to 1" Rigid Graphics



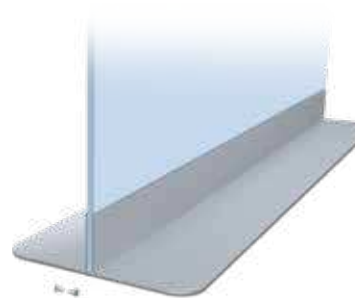
ALL24

Simple 2 - piece construction



- Grips 3/8" to 1" rigid substrates
- 4" High, 15" front to back
- Sits flat on any surface
- All metal, extremely solid construction
- 2 piece construction ships and stores efficiently
- Great for lobbies, tradeshow floors, stores and malls
- Includes second set of screws to accommodate thicker substrate

↓
Grips Rigid Media
3/8" - 1"
↑




Both the satin silver and matte black powder coat finishes feature fine textures, designed to withstand high traffic areas.

ALL14	14" L	13 lbs.
ALL24	24" L	21 lbs.
ALL36	36" L	32 lbs.
ALL48	48" L	41 lbs.
ALL60	60" L	51 lbs.

-S Satin Silver -B Matte Black

Double JL Mounts™

Heavy and Stable,
suitable for high traffic areas.



Accepts 1/2" thick graphics

- 4" High, 7-3/4" front to back
- Sits flat on any surface
- Features welded construction
- All metal, extremely solid
- Great for lobbies, tradeshow floors, malls, etc.

↓
For Rigid Media
1/2" thick.
↑

Ships Fully Assembled

Double JL Mounts™


LL14	14" L	12-3/4 lbs.
LL24	24" L	21-3/4 lbs.
LL36	36" L	32-1/2 lbs.
LL48	48" L	43-3/4 lbs.
LL60	60" L	54 lbs.

-S Satin Silver -B Matte Black

—
Custom
Models Available.
—



Also see
CounterTop Models
page 82.



—
Both the satin silver and matte black
powder coat finishes feature fine textures,
designed to withstand high traffic areas.